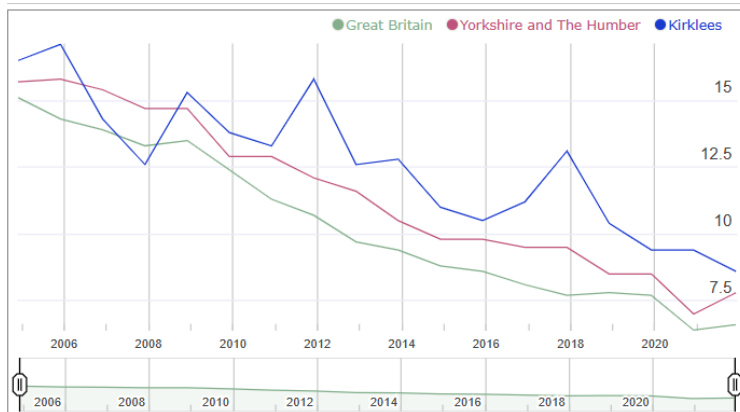


Appendix A - Key statistics for Skills in Kirklees

Adults in Kirklees with No Qualifications

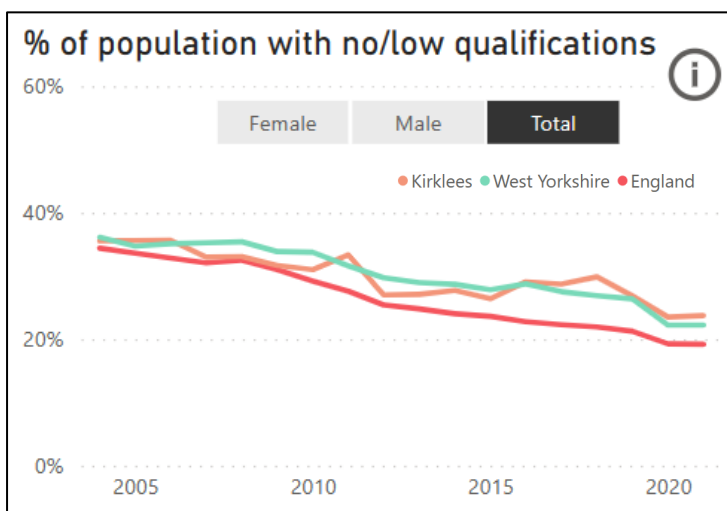
The most recent Annual Population Survey (2021) shows that 23,200 adults in Kirklees (8.6% of the population) have no formal qualifications. This rate is higher than the Yorkshire & Humber rate of 7.8% (0.8% difference), and the England rate of 6.6% (2% difference).



Adults in Kirklees with No or Low Qualifications

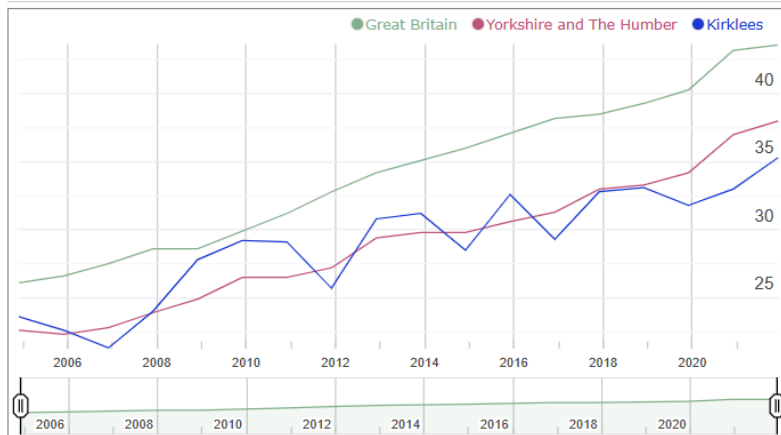
Looking at adults in Kirklees with no qualifications or qualifications below Level 2, shows that 23.7% of adults aged 16-64 fall into this group, compared to 22.2% in West Yorkshire* and 19.2% in England. Over a quarter of males in Kirklees have low / no qualifications (26.1%), compared to over a fifth of females (21.4%).

*Please note that this section takes data from WYCA's 'State of the Region' report for 2022, and therefore the West Yorkshire comparison group is given rather than the wider Y&H comparison group. The underlying data is taken from the 2021 APS, so is consistent.



NVQ Level 4+

Over a third (35.3%) of adults in Kirklees have a Level 4+ qualification, compared to 38.0% in Yorkshire & Humber and 43.6% in England (Annual Population Survey 2021).

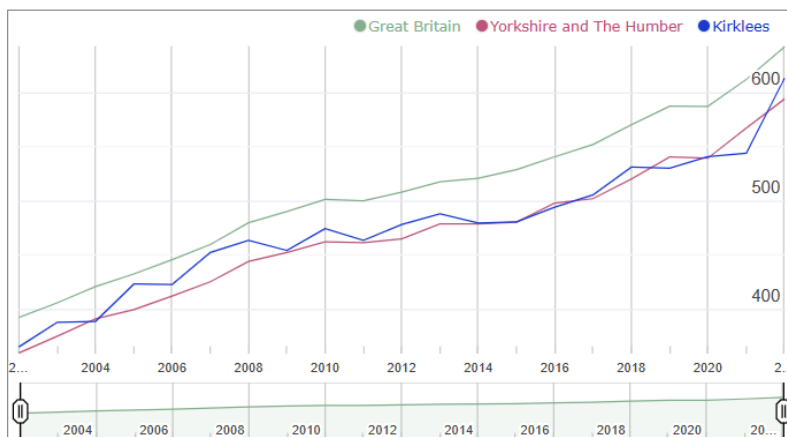


At all NVQ Levels below Level 4, Kirklees has a rate of achievement that is lower than the regional and national rates in 2021.

Gross Weekly Pay – Full Time Workers

The ‘ONS annual survey of hours and earnings - resident analysis’, shows that in 2022 the gross weekly pay in Kirklees (median) was £613.40, compared to £594.10 in Yorkshire & Humber (+3.2%) and £642.20 in England (-4.5%).

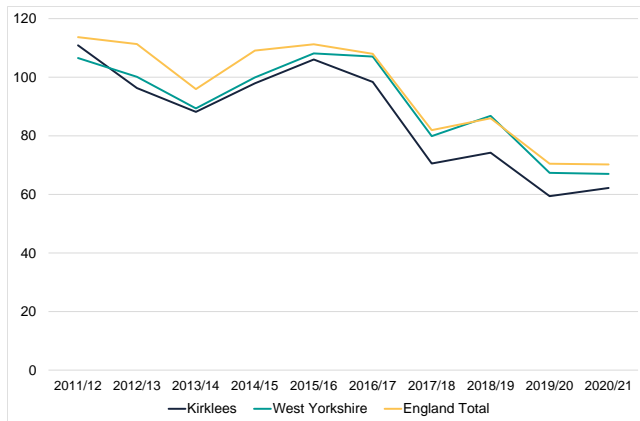
Male full time gross weekly pay rates are considerably higher than female pay rates in Kirklees, with males earning £665.00 per week and females earning £528.30 per week in 2022.



Apprenticeship Starts

Apprenticeship starts have fallen due to introduction of reforms (2016/17) followed by pandemic. Apprenticeship starts in Kirklees have fallen by 41% since their peak in 2015/16 (national average fall -37%) with only higher level apprenticeships showing growth (source Department of Education)

Apprenticeship starts in Kirklees



Starts by apprenticeship type

